

GDS101

SINGLE POINT GAS ALARM

- DATA LOGGING
- THREE ALARM STAGES + RELAYS
- 4~20MA ANALOGUE OUTPUT
- SENSOR INPUT SELECT 4~20mA/mV
- WEATHER PROOF
- BACK LIT ALPHA NUMERIC FULL STATUS DISPLAY
- FRONT PANEL ACCESS TO SET UP AND MAINTAINANCE OF PARAMETERS
- INTERNAL OR REMOTE SENSOR OPTIONS
- ASPIRATED SENSOR OPTION



A fixed single point alarm unit that meets the requirements for economic and reliable monitoring of gas levels in a wide range of environments from commercial premises through to heavy industrial applications that may require hazardous area sensing.

The GDS101 may be utilised as a standalone unit or as an addressable sensor forming part of the GDS Combi CANbus addressable network system and therefore offering the features of our most advanced system.

Typical monitor locations are - public buildings, boiler plant rooms, swimming pools, water treatment works, H&V control systems, manufacturing and process plants.

Measuring Range

Combustible Gas - LEL, % Vol, ppm

Toxic Gas - ppm

Oxygen - % vol - Depletion or Enrichment

Any 4~20mA source input signal

Indicators

Two line alpha numeric back lit display

Power - Green LED.

Alarms 1, 2, 3 - Red LEDs

Fault - Amber LED

Alarms inhibit - Amber LED

Audible Alarm

1, 2, 3 and Fault Alarms - mutable
85dB @ 10cm

Power Supply

24v nominal 15 to 30vDC

Option - 230/115v AC 50/60 Hz

The two voltages may be utilised simultaneously - standby supply

Power Consumption

4 watts - full alarm

Outputs

1, 2, 3 and fault alarm relays -SPCO normally de-energised - energised option, latched or unlatched

All contacts rated 3A - 230v AC

4-20mA

CANbus

Logging Intervals - variable time

Roll over/stop

Storage - 2,880 readings

Alarm Settings

Digital setting (fully adjustable between zero and full scale)
Delay to alarm

Sensor Inputs (jumper selectable)

Bridge type 3 wire detector mv (Catalytic)
4-20mA (electrochemical / infrared / catalytic / PID / semiconductor)

Sensor Cable

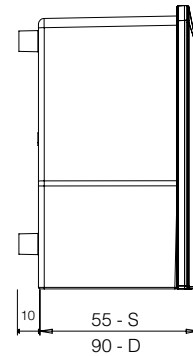
3 core 1.5mm² screened 1.5km

Miscellaneous

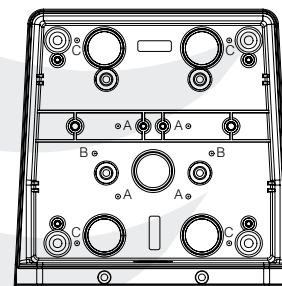
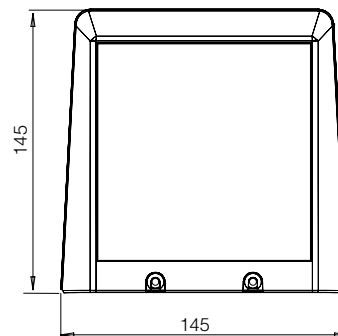
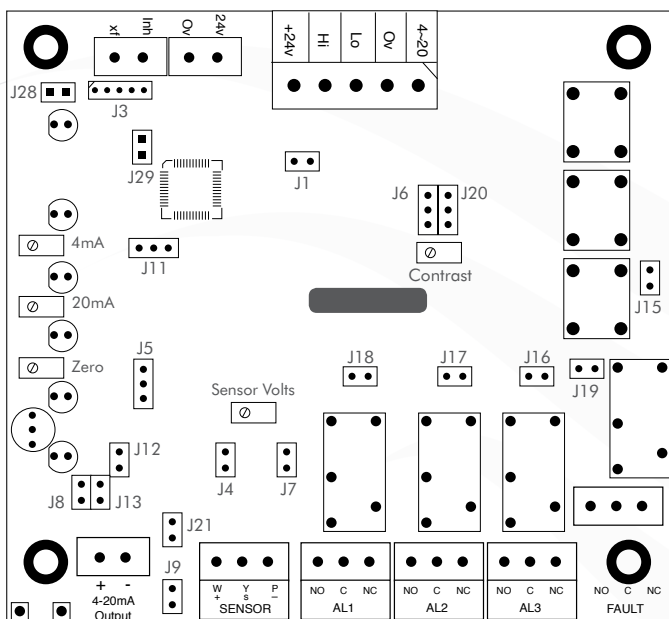
Operating temperature -15 to +50°C
Storage temperature -5 to 55°C
Alarm relay inhibit during calibration
Sounder Inhibit
System function test
Dimensions L 145mm H 145mm D 65mm 24vDC version (S)
D 100mm AC version (D)

Weight 0.8 kg
Protection IP65
Field Terminals - screw type 2.5mm
Cable entry - top, bottom, sides, rear

Internal Aspirated Sensor Unit



Control Unit PCB



Cover Lid Removed

This document is not contractual and the equipment specification may be modified at any time without prior notice.

