

- USER SELECTABLE WINDOW TEXT
- THREE WARNING LEVELS
- CLEAR INDICATION OF INCREASING HAZARD
- SLAVE RELAYS FOR FURTHER OPERATIONS
- ROBUST AND WEATHERPROOF



The Status Indicator is a remote module lending itself to a wide variety of warning and alarm applications. The module provides three user selectable levels of alarm, each having varying audible tones with 'text selectable' illuminated window indications. The sounder may be muted at any time with the flashing LED indicators going constant but remaining lit until the alarm condition has cleared. Three relays are available for further repeater or control actions, these relays may be selected to reset with the sounder or remain on with the indicators.

Power Supply

10~30vDC 24v nominal
Optional 115/230v AC (Deep box - D)
Power - full alarm 120mA @24vDC
Quiescent - 10mA

Alarm Signal

5 to 30v + DC

Inputs

4 inputs - 3 alarms and fault

Indicators

Long Life High Power LED's

Normal

Two Green LEDs - ON (bottom window)
turning off with any alarm
Option - permanently OFF

Alarm 1

Single Red LED flashing (bottom window)
Green LEDs - OFF
Sounder - intermittent

Alarm 2

3 Red LEDs flashing (middle window)
Sounder - warbling

Alarm 3

5 Red LEDs flashing (top window)
Sounder - constant

Fault indicator

2 Amber LEDs (bottom window)
Sounder - slow intermittent

Sounder Output

87dBs @ 1 metre
Mutable or permanent isolate option

3 Relay Outputs

Volt free - SPCO 3A/230vAC
Link option for reset or latched

Other

Instruction sheet C1285
Remote reset/mute contacts - N/O
Sounder automatic 10 minute time out
following each new event
Manual test - indicators, sounder & relays
Weight 0.45kg

Enclosure

ABS flame retardant FR40
Lid Screws M4-SS
Protection - IP64 (weather proof)
Finish - Signal White RAL 9003
Entries - Rear 5-20mm Ø 2 slot knock-outs,
Base - 20mm plug, sides, top, not specified

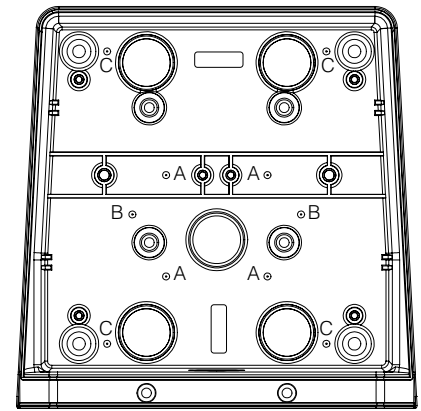
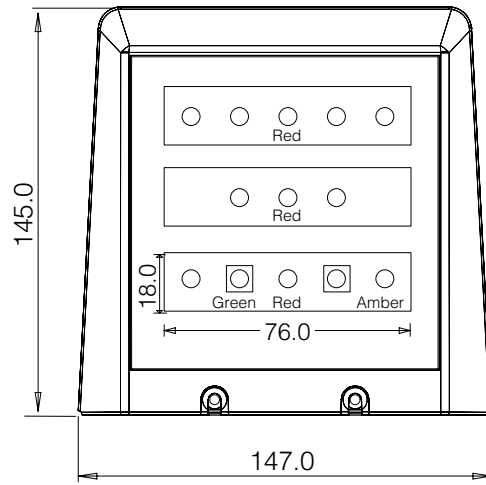
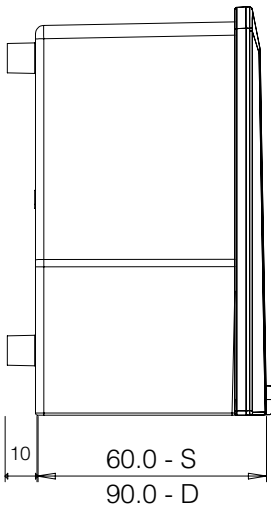
Mounting

Stand offs - M4 or No.8 screws
Drill at (C) when stand offs removed
Conduit box - drill at (A) 4.5mm
Surface mount box - drill at (B) 4.5mm

Window Text

Standard selection/customised/foreign C1263

STATUS INDICATOR



Cover Lid Removed

Window Text

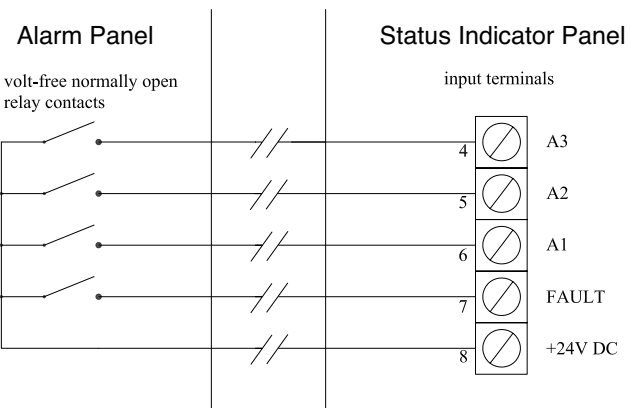
Standard selection/customised/foreign C1263

	ALERT	
	CAUTION	
	STANDBY	
	LOW ALARM	
FAULT	LOW ALARM	FAULT
SAFE	LOW ALARM	SAFE

NORMAL
DO NOT ENTER
DANGER
CAUTION GAS
SAFE
DANGER GAS

SAFE
OVER RANGE GAS ALARM
HIGH GAS ALARM
LOW GAS ALARM
LOW OXYGEN
HAZARD
WARNING

WATER INGRESS
LOW ALARM
HIGH ALARM
HIGH TEMPERATURE
LOW TEMPERATURE
HIGH PRESSURE
LOW PRESSURE



Status inputs may be cross connected or ganged together as required typically 4, 5 & 6.

This document is not contractual and the equipment specification may be modified at any time without prior notice.



C939